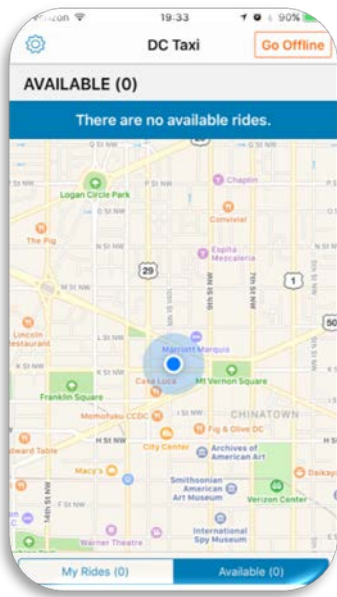
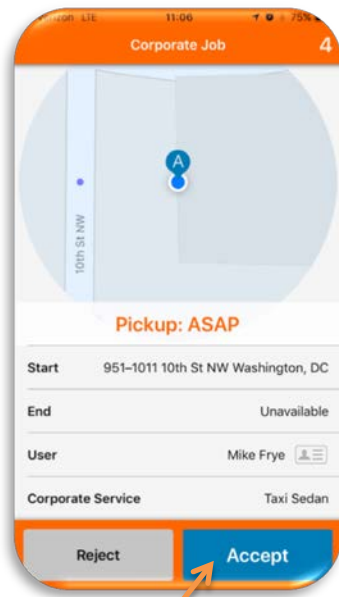


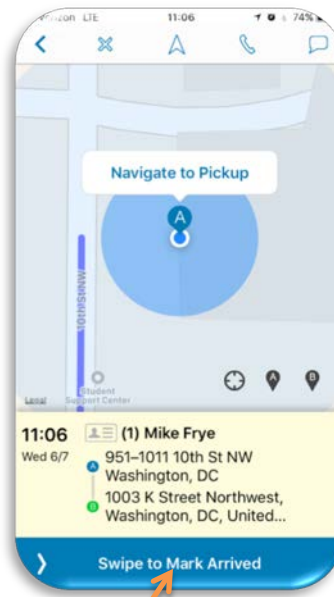
# DC TAXIAPP VOD DRIVER QUICK REFERENCE



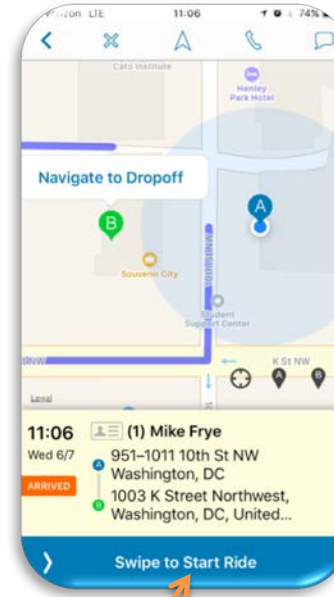
Home Screen



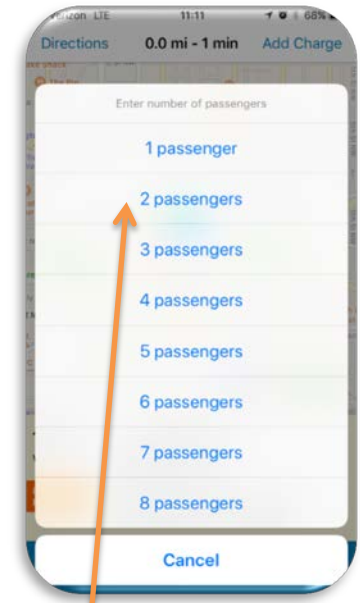
Tap **Accept** to receive the offered trip



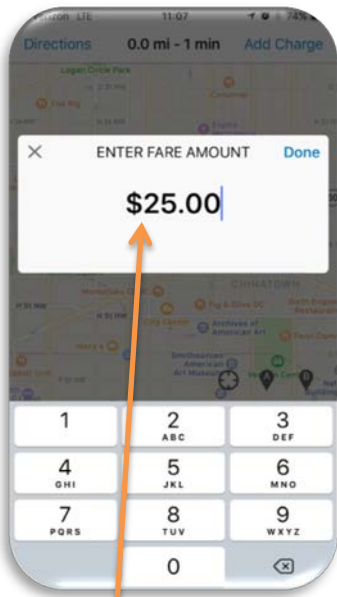
**Swipe to Mark Arrived** at the Pickup location



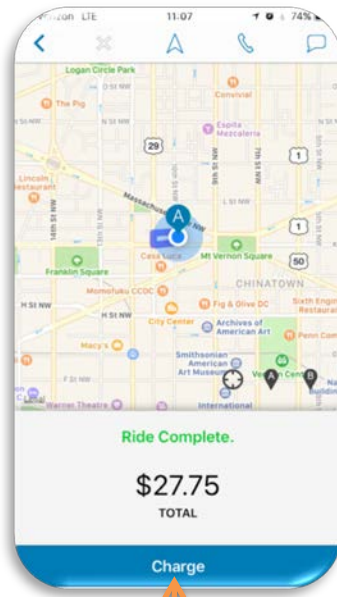
**Swipe to Start Ride** when the passenger is in the cab. Start the taximeter



Tap on the line that matches the number of passengers in the cab



Enter the Total Metered Fare (Fare + Extras) into the Fare amount field



Tap **Charge** to post the Total Fare. The Home screen will appear

**Download the DC Taxi Driver App :** The DC Taxi App team will invite you via email to become a Driver. You will be asked to download the DC Taxi Driver App. After downloading the App, you will be asked to Sign Up for an account using the same email address as the one from the email invitation.

**Log In to Your Account:** Upon setting up your account, you'll be able to log in using the email and password you just created. After logging in successfully, you'll be asked to choose your company. Select "DC Taxi" as your company. Select your vehicle and tap "Go Online" to begin receiving rides.

**Support :** Send E-mail to [support@dctaxi.com](mailto:support@dctaxi.com) , View Videos at <http://help.dctaxi.com/> or Call the VOD Hotline **202-601-7330** or **202-384-1350**

### Important Rules to Follow

**Payment:** The DC Vehicle On-Demand trips are prepaid by a Corporate Account and drivers **MUST NOT** ask the DC Government employees for Cash or Credit Card payment. Driver will be paid directly into their bank account within 24-hours by the DC Taxi Co-op.

**Identification:** DC Taxi drivers are **required** to ask the DC Government employees for their IDs to validate their identities

**Wait-Time:** Drivers are **required** to wait for the rider(s) up to a minimum of 10 minutes